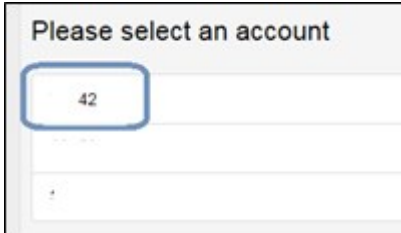


eStatements

You can enroll in eStatements by clicking on the eStatements link under the Account menu and choosing the account # for the statements.

If you have more than one membership with the credit union, you will choose the account you wish to view:

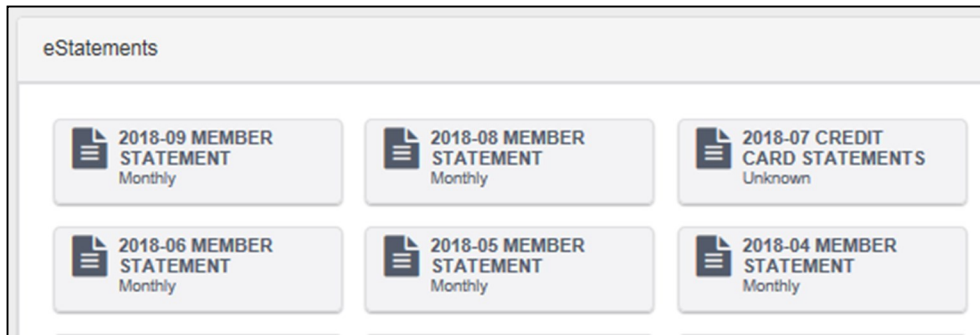


Please select an account

42

- Only the primary member can opt in or out for eStatements.
- Five years of statements are available through the online banking system.

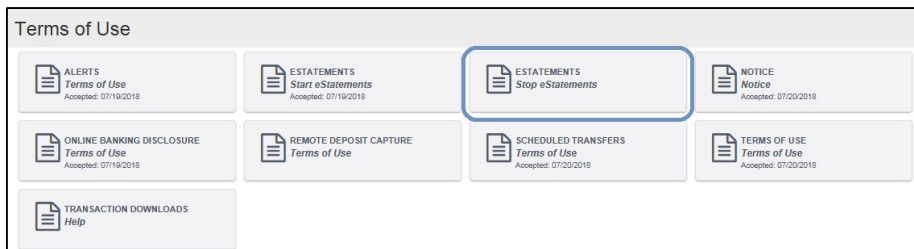
You will see icons for each statement that you have received from the credit union. Clicking on the statement will launch it via PDF.



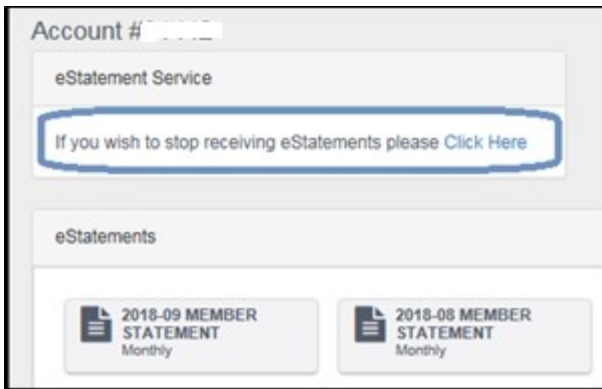
Both credit card and checking/savings statements are available. These can be downloaded and saved if the you need to keep them for your files or submit them for a verification of deposit.

Opt-Out- eStatements

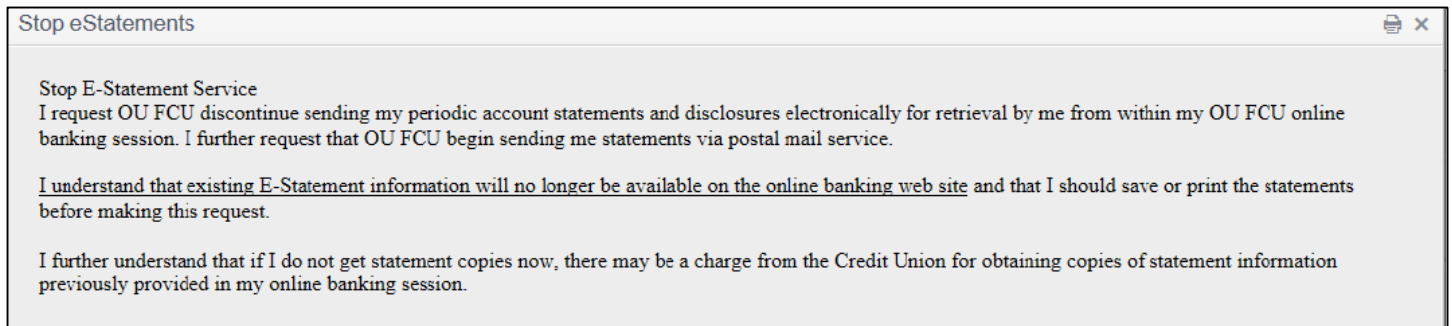
To opt out of eStatements, choose the “eStatement Service” link located above the list of eStatements



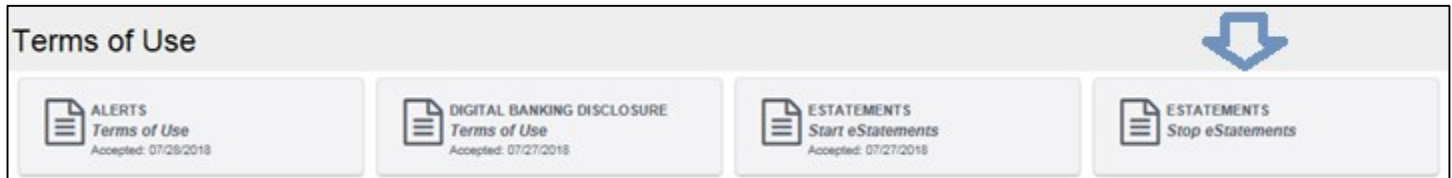
You can then choose “eStatements- Stop eStatements” from the menu.



Members will then be prompted to acknowledge the “Stop eStatements” disclosure.



Alternatively, you can also opt out by choosing the “Disclosures” menu item and click on “Home Banking Terms.”



Once you have unenrolled in eStatements, clicking on “eStatements” again will result in a prompt to re-enroll.