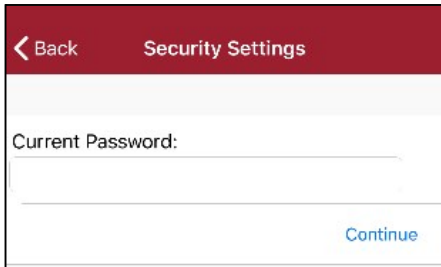
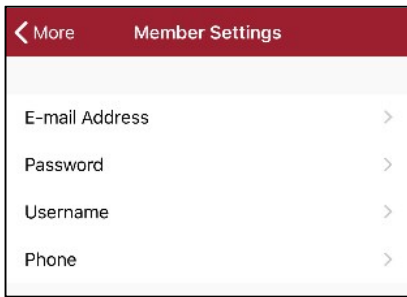


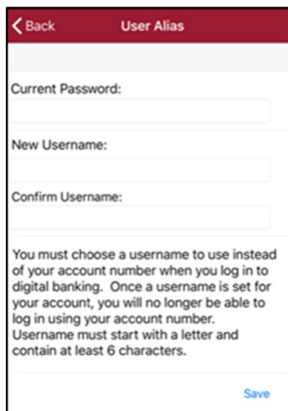
## User Settings- More Menu

In the User Settings menu, you can change your email address, password, user name and update your phone number. To change your address, you can send a secure message to the credit union with the updated info.



When choosing to change any Member Setting (Email address, username, phone number or phone #), you must enter your current online banking password.

## Change User Name



You can update your user name through the mobile app by choosing “Change User Name.”

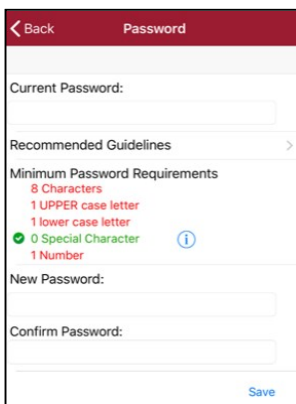
For security purposes, you must enter your current online banking password.

Requested User Names are checked against the existing user names and the you will be prompted to change your request if the user name is already taken.

Click Save

## Change Password

You can change your online banking password by using this option in the mobile app.

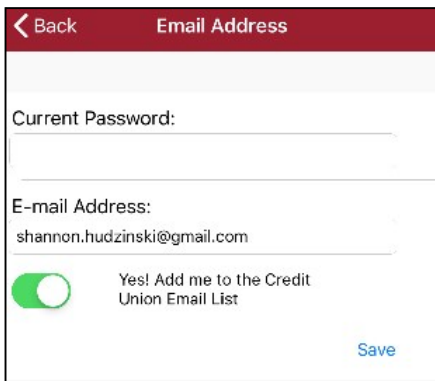


The guidelines for password complexity are included and will turn green as the elements are met.

Click Save to save changes. The password will be in effect the next time you log into online banking.

## Change Email Address

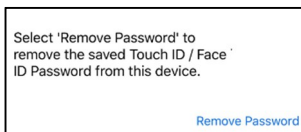
You can also update your email address in the mobile app.



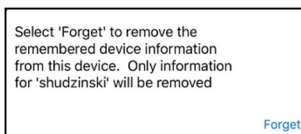
After entering your current online banking password, you will enter your updated email address and click Save.

## Delete Saved Login Information

You can delete your saved login information by choosing this option. You can choose to Remove your Password or Remove your Saved information.



Remove Password



Forget saved information